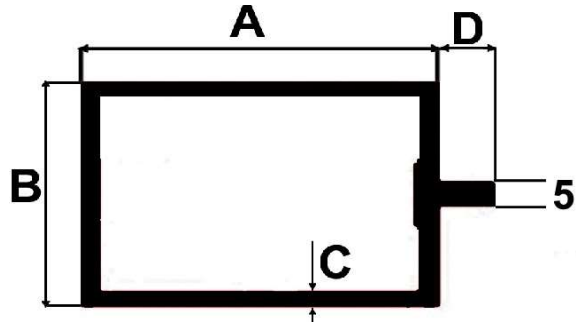
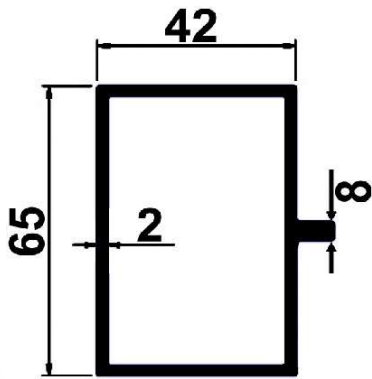


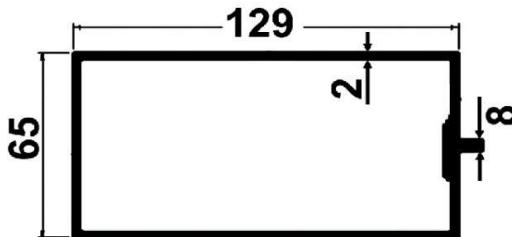
FACADE PROFILE



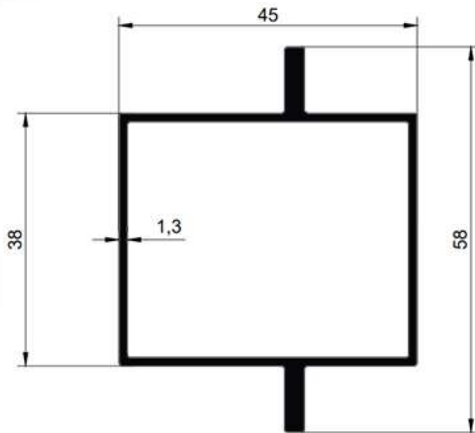
SL.NO.	SECTION NO.	A	B	C	D	WEIGHT(KG/M)
1	3301	45.00	45.00	1.10	5.00	0.656
2	3302	50.00	50.00	1.10	5.00	0.700
3	3303	51.00	51.00	1.28	5.00	0.751
4	3304	51.00	51.00	1.40	5.00	0.875
5	3306	64.00	58.00	1.50	10.0	1.093
6	3310	80.00	50.00	1.25	5.00	1.092
7	3315	100.0	58.00	1.80	10.0	1.532
8	3320	114.0	63.00	2.00	5.00	1.950



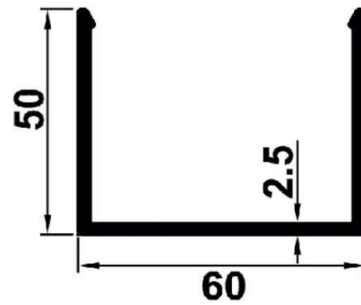
SL.NO	SECTION NO.	WEIGHT(KG/M)
1	3308	1.198



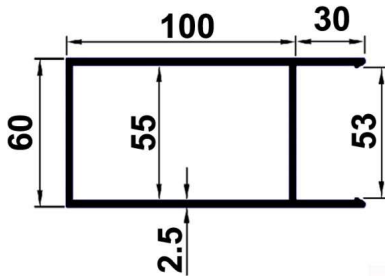
SL.NO	SECTION NO.	WEIGHT(KG/M)
1	3317	2.300



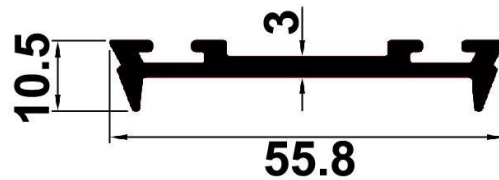
SL.NO	SECTION NO.	WEIGHT(KG/M)
1	3344	0.726



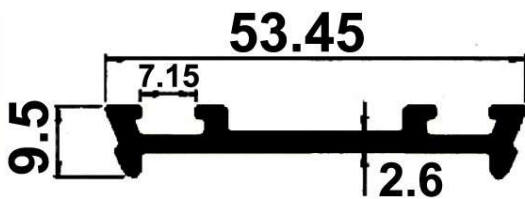
SL.NO	SECTION NO.	WEIGHT(KG/M)
1	3322	1.052



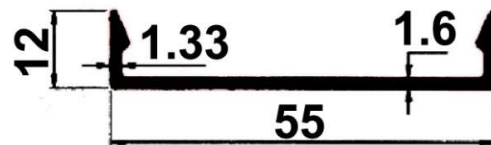
SL.NO	SECTION NO.	WEIGHT(KG/M)
1	3324	2.503



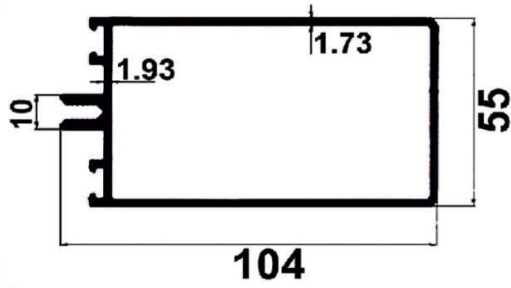
SL.NO	SECTION NO.	WEIGHT(KG/M)
1	3323	0.550



SL.NO	SECTION NO.	WEIGHT(KG/M)
1	3325	0.478

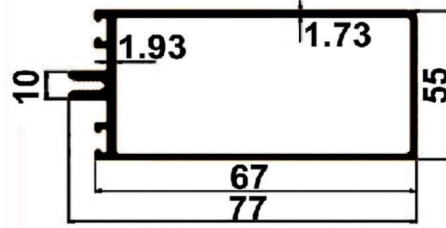


SL.NO	SECTION NO.	WEIGHT(KG/M)
1	3326	0.382

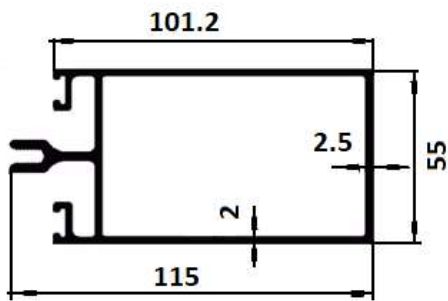


104

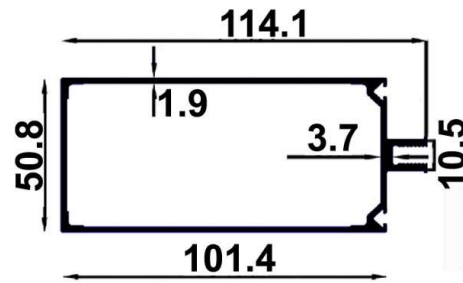
SL.NO	SECTION NO.	WEIGHT(KG/M)
1	3327	1.640



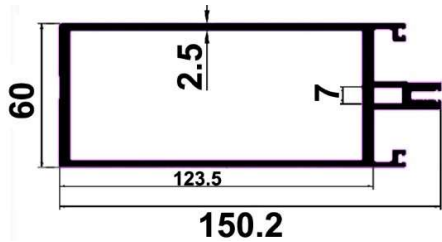
SL.NO	SECTION NO.	WEIGHT(KG/M)
1	3328	1.379



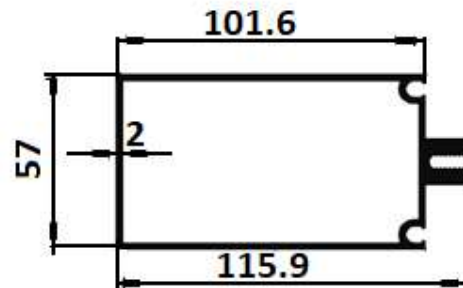
SL.NO	SECTION NO.	WEIGHT(KG/M)
1	3329	2.205



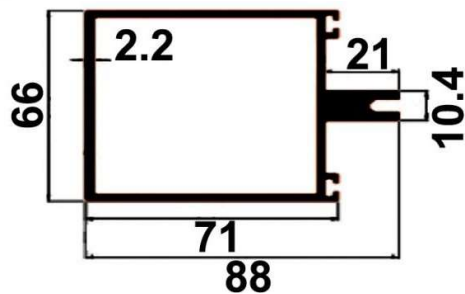
SL.NO	SECTION NO.	WEIGHT(KG/M)
1	3330	1.810



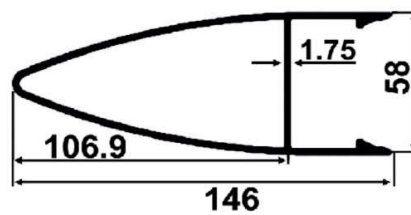
SL.NO	SECTION NO.	WEIGHT(KG/M)
1	3331	3.484



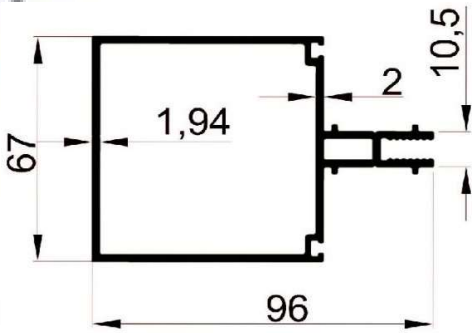
SL.NO	SECTION NO.	WEIGHT(KG/M)
1	3332	2.175



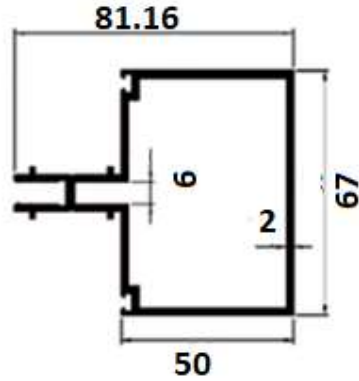
SL.NO	SECTION NO.	WEIGHT(KG/M)
1	3333	2.079



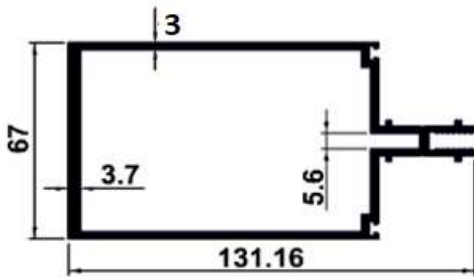
SL.NO	SECTION NO.	WEIGHT(KG/M)
1	3334	1.803



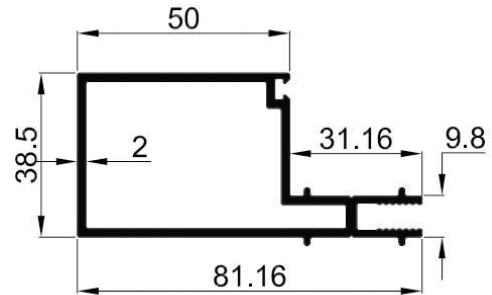
SL.NO	SECTION NO.	WEIGHT(KG/M)
1	3335	1.760



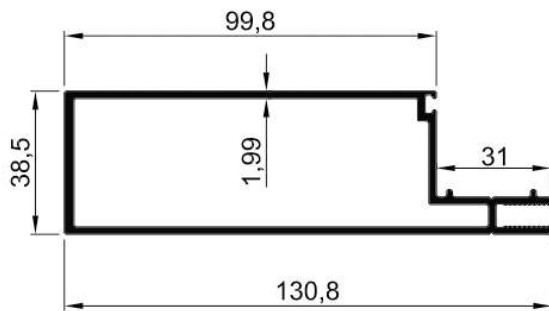
SL.NO	SECTION NO.	WEIGHT(KG/M)
1	3336	1.638



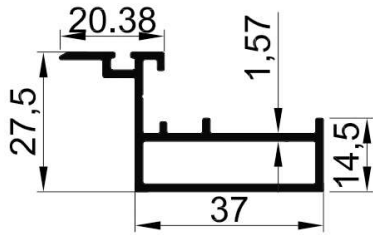
SL.NO	SECTION NO.	WEIGHT(KG/M)
1	3337	3.151



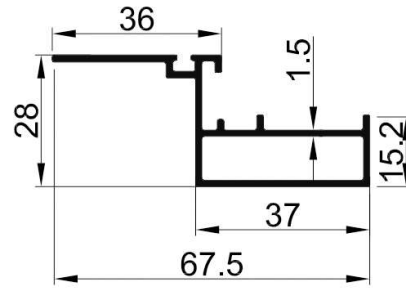
SL.NO	SECTION NO.	WEIGHT(KG/M)
1	3338	



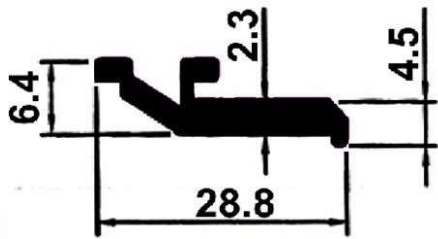
SL.NO	SECTION NO.	WEIGHT(KG/M)
1	3339	2.326



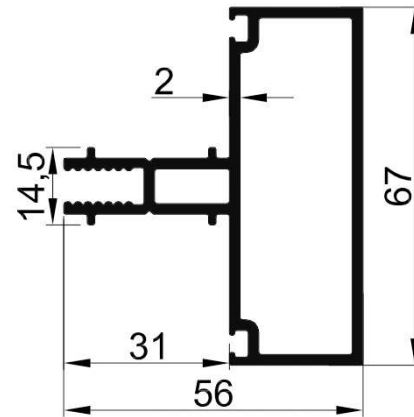
SL.NO	SECTION NO.	WEIGHT(KG/M)
1	3340	0.600



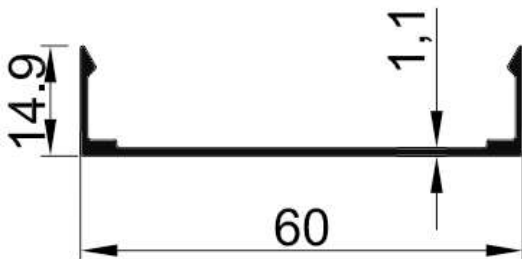
SL.NO	SECTION NO.	WEIGHT(KG/M)
1	3341	0.580



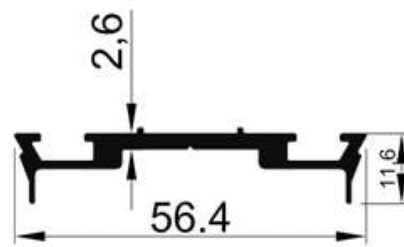
SL.NO	SECTION NO.	WEIGHT(KG/M)
1	3342	0.175



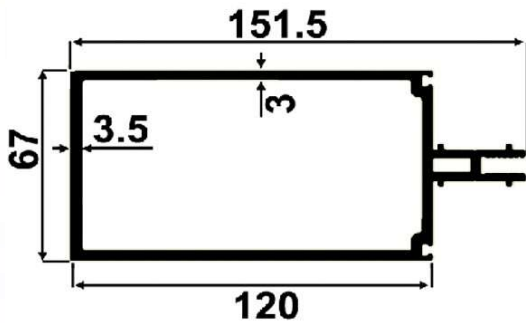
SL.NO	SECTION NO.	WEIGHT(KG/M)
1	3343	1.390



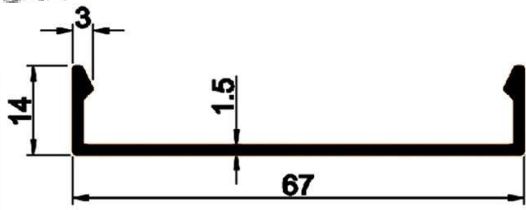
SL.NO	SECTION NO.	WEIGHT(KG/M)
1	3346	0.285



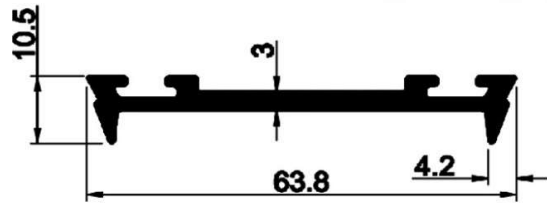
SL.NO	SECTION NO.	WEIGHT(KG/M)
1	3348	0.504



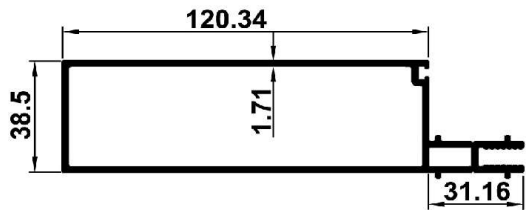
SL.NO	SECTION NO.	WEIGHT(KG/M)
1	3350	3.500



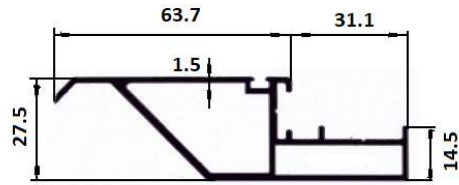
SL.NO	SECTION NO.	WEIGHT(KG/M)
1	3352	0.393



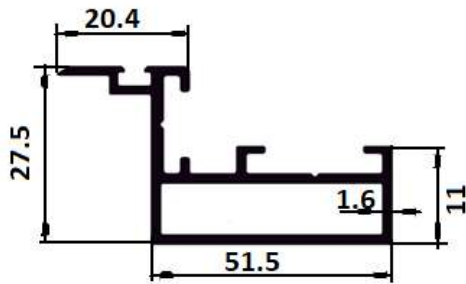
SL.NO	SECTION NO.	WEIGHT(KG/M)
1	3354	0.615



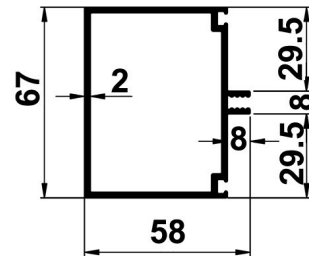
SL.NO	SECTION NO.	WEIGHT(KG/M)
1	3356	1.835



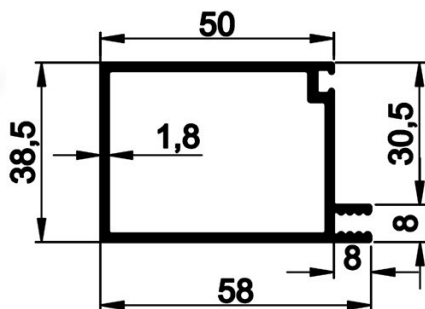
SL.NO	SECTION NO.	WEIGHT(KG/M)
1	3357	1.054



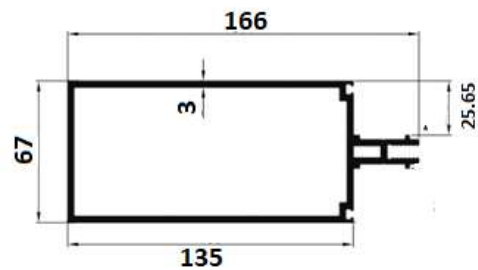
SL.NO	SECTION NO.	WEIGHT(KG/M)
1	3358	0.635



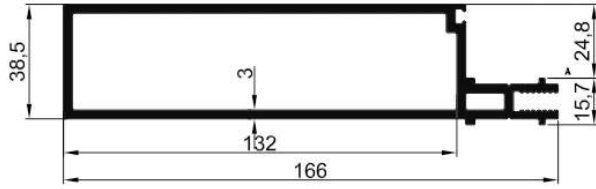
SL.NO	SECTION NO.	WEIGHT(KG/M)
1	3361	1.338



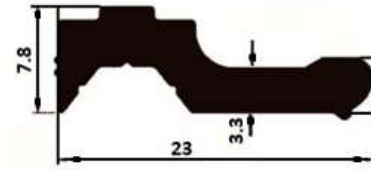
SL.NO	SECTION NO.	WEIGHT(KG/M)
1	3362	0.929



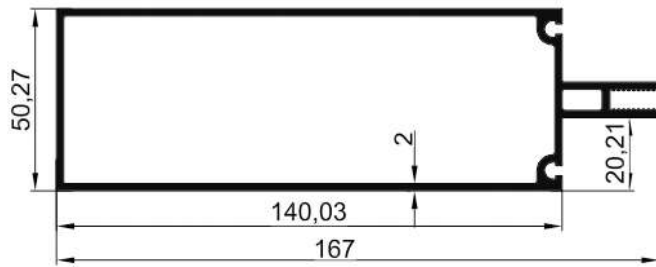
SL.NO	SECTION NO.	WEIGHT(KG/M)
1	3366	3.790



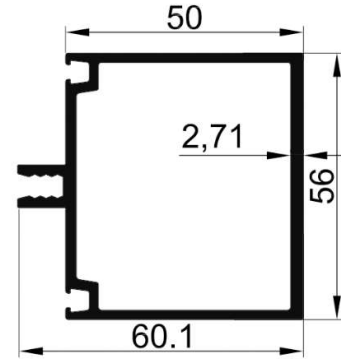
SL.NO	SECTION NO.	WEIGHT(KG/M)
1	3368	3.309




SI NO.	SECTION NO	WEIGHT(KG/M)
1	3376	0.256



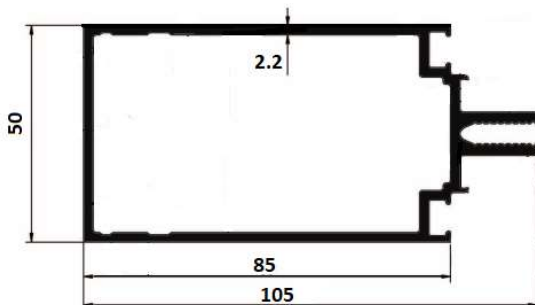
SL.NO	SECTION NO.	WEIGHT(KG/M)
1	3369	2.452



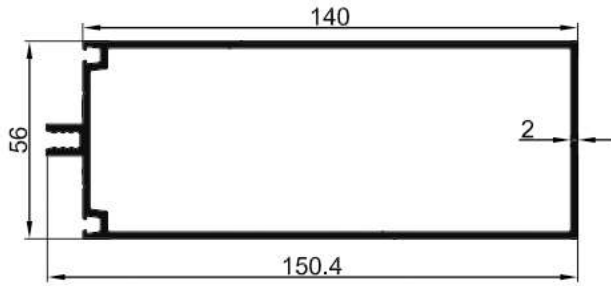
SI NO.	SECTION NO	WEIGHT(KG/M)
1	3378	1.408



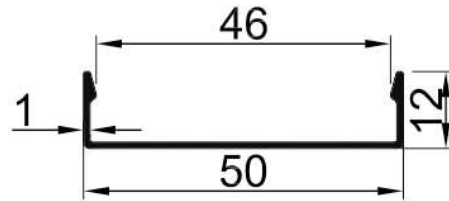
SL.NO	SECTION NO.	WEIGHT(KG/M)
1	3370	2.613



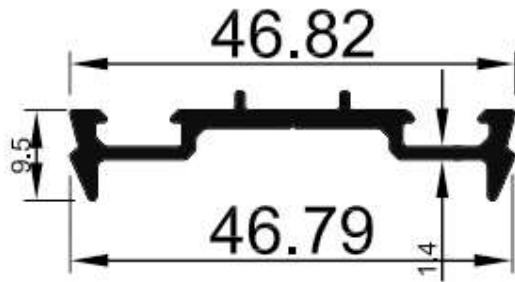
SL.NO	SECTION NO.	WEIGHT(KG/M)
1	3372	1.876



SL.NO	SECTION NO.	WEIGHT(KG/M)
1	3380	2.258



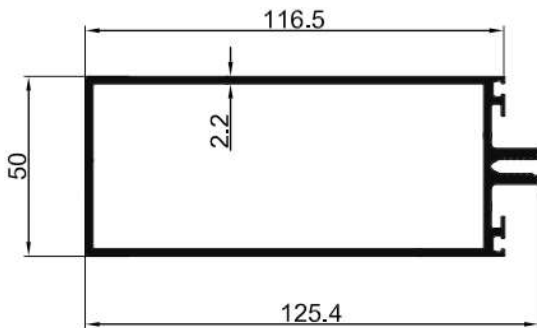
SL.NO	SECTION NO.	WEIGHT(KG/M)
1	3382	0.206



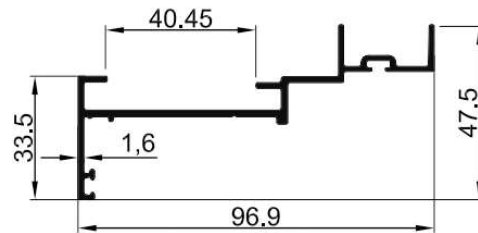
SL.NO	SECTION NO.	WEIGHT(KG/M)
1	3384	0.345



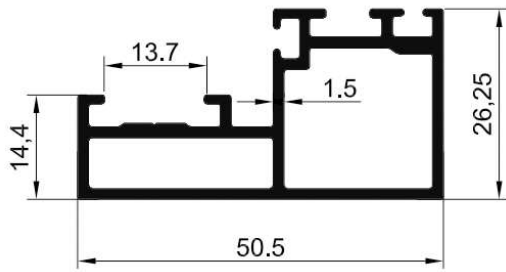
SL.NO	SECTION NO.	WEIGHT(KG/M)
1	3387	0.955



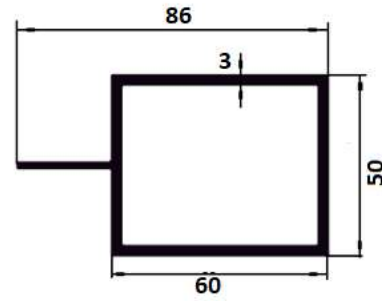
SL.NO	SECTION NO.	WEIGHT(KG/M)
1	3386	2.149



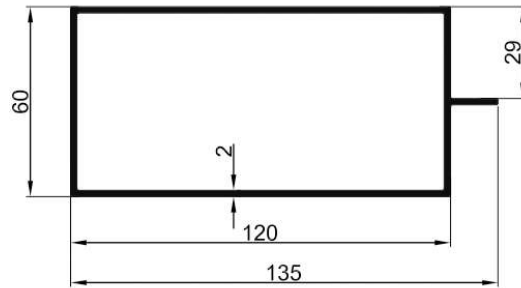
SL.NO	SECTION NO.	WEIGHT(KG/M)
1	3388	0.847



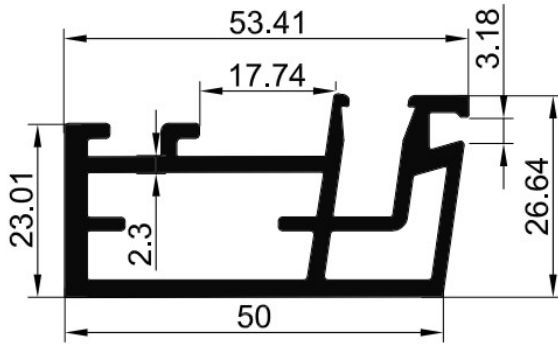
SL.NO	SECTION NO.	WEIGHT(KG/M)
1	3390	0.755



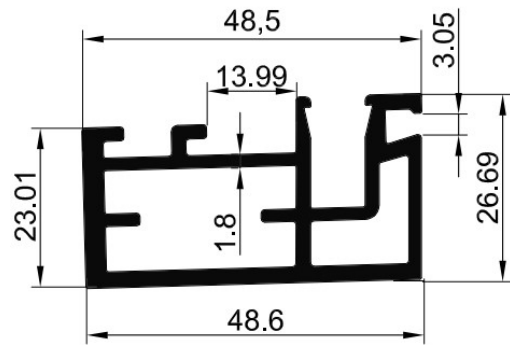
SL.NO	SECTION NO.	WEIGHT(KG/M)
1	3312	1.825



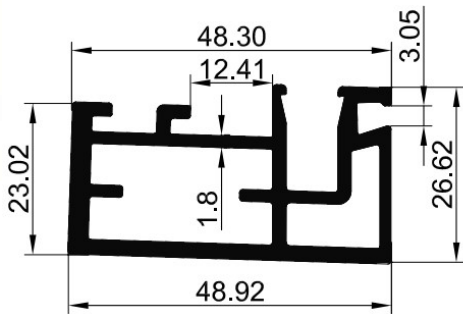
SL.NO	SECTION NO.	WEIGHT(KG/M)
1	3318	1.981



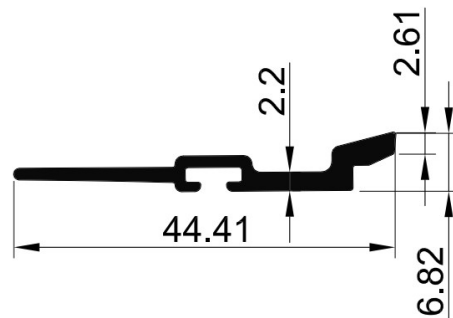
SL.NO	SECTION NO.	WEIGHT(KG/M)
1	3450	1.200



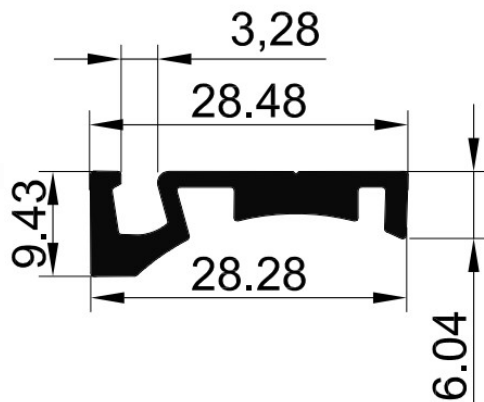
SL.NO	SECTION NO.	WEIGHT(KG/M)
1	3451	1.130



SL.NO	SECTION NO.	WEIGHT(KG/M)
1	3452	1.128



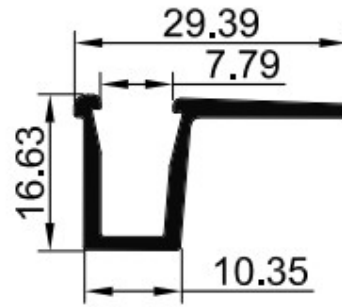
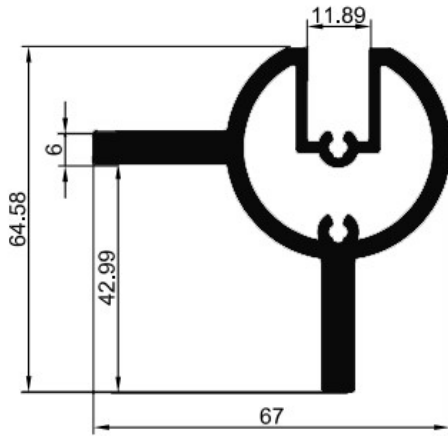
SL.NO	SECTION NO.	WEIGHT(KG/M)
1	3453	0.268



SL.NO	SECTION NO.	WEIGHT(KG/M)
1	3457	0.307

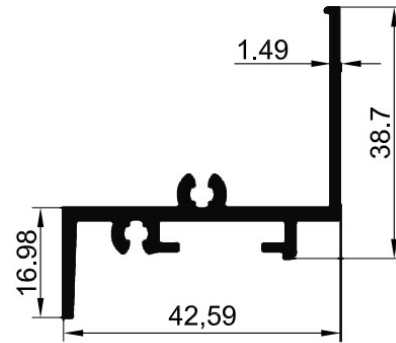
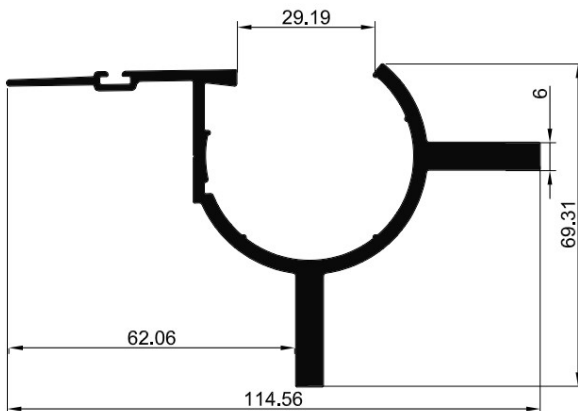


SL.NO	SECTION NO.	WEIGHT(KG/M)
1	3454	0.626



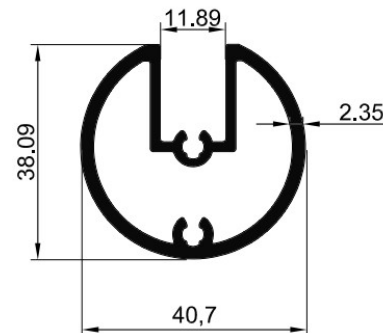
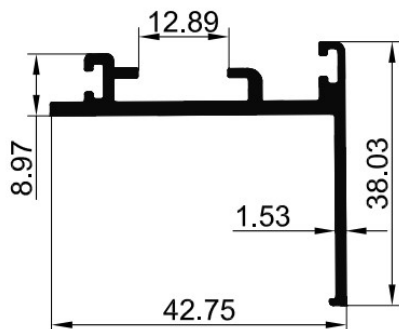
SL.NO	SECTION NO.	WEIGHT(KG/M)
1	3456	0.256

SL.NO	SECTION NO.	WEIGHT(KG/M)
1	3455	1.998



SL.NO	SECTION NO.	WEIGHT(KG/M)
1	3459	0.575

SL.NO	SECTION NO.	WEIGHT(KG/M)
1	3458	1.970



SL.NO	SECTION NO.	WEIGHT(KG/M)
1	3462	0.990

SL.NO	SECTION NO.	WEIGHT(KG/M)
1	3460	0.465